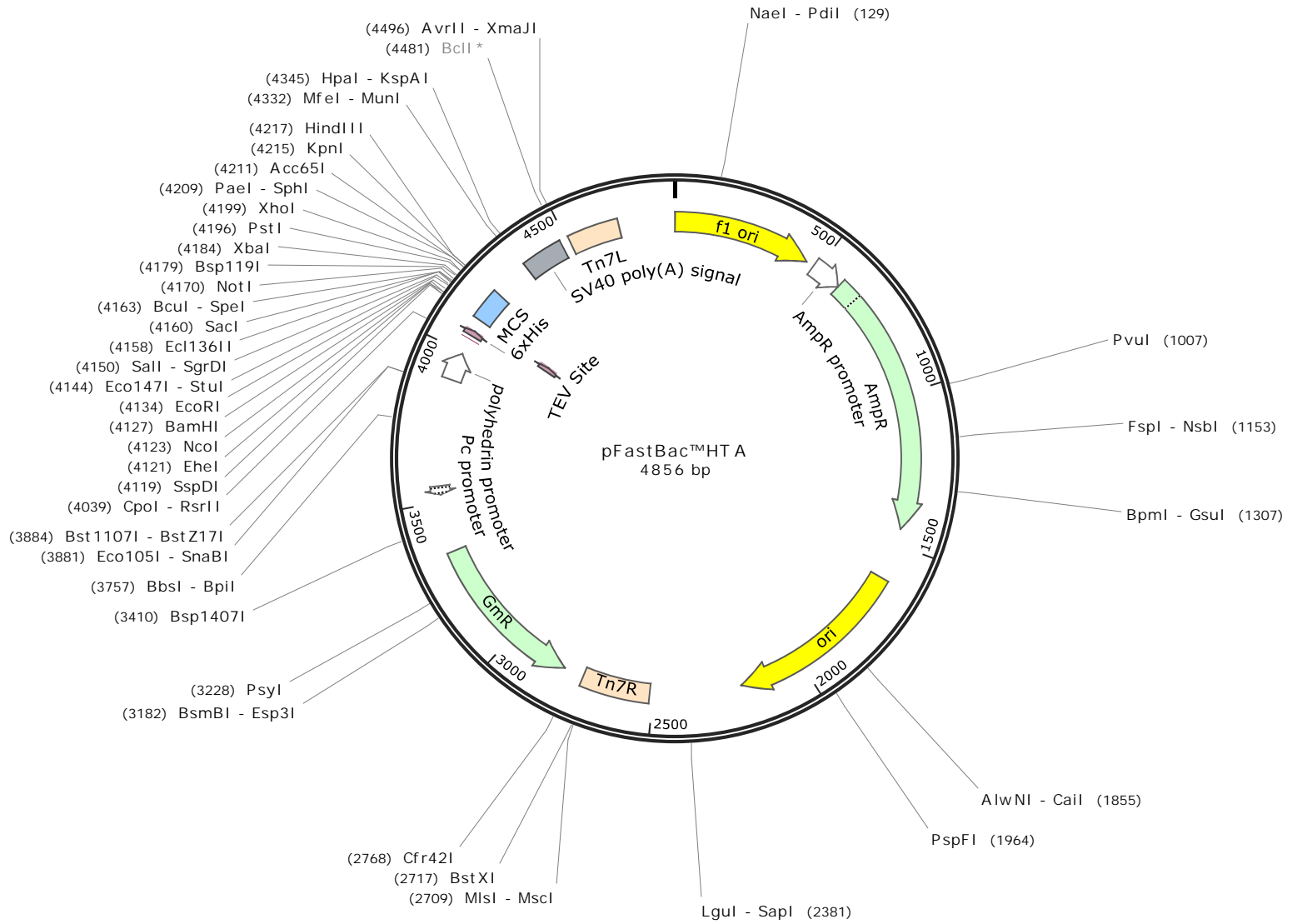


Vector for expressing 6xHis-TEV-tagged proteins in insect cells using the Bac-to-Bac® baculovirus system. For other reading frames, use pFastBac™HT B or pFastBac™HT C.





AACTCGGTCGCCGCATACACTATTCTCAGAATGACTTGGTTGAGTACTCACCAGTCACAGAAAAGCATCTTACGGATGGCATGAC
 TTGAGCCAGCGGCGTATGTGATAAGAGTCTTACTGAACCAACTCATGAGTGGTCAGTGTCTTTTCGTAGAATGCCTACCGTACTG
 90 95 100 105 110 115
 Q L G R R I H Y S Q N D L V E Y S P V T E K H L T D G M T
 AmpR

935

AGTAAGAGAATTATGCAGTGCTGCCATAACCATGAGTGATAAACTGCGGCCAACTTACTTCTGACAACGATCGGAGGACCGAAG
 TCATTCTCTTAATACGTCACGACGGTATTGGTACTCACTATTGTGACGCCGGTTGAATGAAGACTGTTGCTAGCCTCCTGGCTTC
 120 125 130 135 140
 V R E L C S A A I T M S D N T A A N L L L T T I G G P K
 AmpR

PvuI

1020

GAGCTAACCGCTTTTTTGCACAACATGGGGGATCATGTAACCTCGCCTTGATCGTTGGGAACCGGAGCTGAATGAAGCCATACCAA
 CTCGATTGGCGAAAAACGTGTTGTACCCCTAGTACATTGAGCGGAACTAGCAACCCTTGGCCTCGACTTACTTCGGTATGGTT
 145 150 155 160 165 170
 E L T A F L H N M G D H V T R L D R W E P E L N E A I P
 AmpR

1105

ACGACGAGCGTGACACCACGATGCCTGTAGCAATGGCAACAACGTTGCGCAAATTAACCTGGCGAACTACTTACTCTAGCTTC
 TGCTGCTCGCACTGTGGTGCTACGGACATCGTTACCGTTGTTGCAACGCGTTTGATAATTGACCGCTTGATGAATGAGATCGAAG
 175 180 185 190 195 200
 N D E R D T T M P V A M A T T L R K L L T G E L L T L A S
 AmpR

FspI

NsbI

1190

CCGGCAACAATTAATAGACTGGATGGAGGCGGATAAAGTTGCAGGACCACTTCTGCGCTCGGCCCTTCCGGCTGGCTGGTTTATT
 GGCCGTTGTTAATTATCTGACCTACCTCCGCCTATTTCAACGTCCTGGTGAAGACGCGAGCCGGGAAGGCCGACCGACCAAATAA
 205 210 215 220 225
 R Q Q L I D W M E A D K V A G P L L R S A L P A G W F I
 AmpR

1275

GCTGATAAATCTGGAGCCGGTGAGCGTGGGTCTCGCGGTATCATTGCAGCACTGGGGCCAGATGGTAAGCCCTCCCGTATCGTAG
 CGACTATTTAGACCTCGGCCACTCGCACCCAGAGCGCCATAGTAACGTCGTGACCCCGGTCTACCATTGGGGAGGGCATAGCATC
 230 235 240 245 250 255
 A D K S G A G E R G S R G I I A A L G P D G K P S R I V
 AmpR

BpmI

GsuI

1360

TTATCTACACGACGGGGAGTCAGGCAACTATGGATGAACGAAATAGACAGATCGCTGAGATAGGTGCCTCACTGATTAAGCATTG
 AATAGATGTGCTGCCCTCAGTCCGTTGATACCTACTTGTCTTTATCTGTCTAGCGACTCTATCCACGGAGTGACTAATTCGTAAC
 260 265 270 275 280 285
 V I Y T T G S Q A T M D E R N R Q I A E I G A S L I K H W
 AmpR

1445

G T A A C T G T C A G A C C A A G T T T A C T C A T A T A T A C T T T A G A T T G A T T T A A A C T T C A T T T T T A A T T T A A A A G G A T C T A G G T G A A G A T C
 C A T T G A C A G T C T G G T T C A A A T G A G T A T A T A T G A A A T C T A A C T A A A T T T T G A A G T A A A A A T T A A A T T T T C C T A G A T C C A C T T C T A G

1530



C T T T T T G A T A A T C T C A T G A C C A A A A T C C C T T A A C G T G A G T T T T C G T T C C A C T G A G C G T C A G A C C C C G T A G A A A A G A T C A A A G G A T
 G A A A A C T A T T A G A G T A C T G G T T T T A G G G A A T T G C A C T C A A A A G C A A G G T G A C T C G C A G T C T G G G G C A T C T T T T C T A G T T T C C T A

1615

C T T C T T G A G A T C C T T T T T T C T G C G C G T A A T C T G C T G C T T G C A A A C A A A A A A C C A C C G C T A C C A G C G G T G G T T T G T T T G C C G G A
 G A A G A A C T C T A G G A A A A A A G A C G C G C A T T A G A C G A C G A A C G T T T G T T T T T T G G T G G C G A T G G T C G C C A C C A A A C A A A C G G C C T

1700

ori

T C A A G A G C T A C C A A C T C T T T T T C C G A A G G T A A C T G G C T T C A G C A G A G C G C A G A T A C C A A A T A C T G T C T T C T A G T G T A G C C G T A G
 A G T T C T C G A T G G T T G A G A A A A G G C T T C C A T T G A C C G A A G T C G T C T C G C G T C T A T G G T T T A T G A C A G G A A G A T C A C A T C G G C A T C

1785

ori

CaiI
AlwNI

T T A G G C C A C C A C T T C A A G A A C T C T G T A G C A C C G C C T A C A T A C C T C G C T C T G C T A A T C C T G T T A C C A G T G G C T G C T G C C A G T G G C G
 A A T C C G G T G G T G A A G T T C T T G A G A C A T C G T G G C G G A T G T A T G G A G C G A G A C G A T T A G G A C A A T G G T C A C C G A C G A C G G T C A C C G C

1870

ori

A T A A G T C G T G T C T T A C C G G G T T G G A C T C A A G A C G A T A G T T A C C G G A T A A G G C G C A G C G G T C G G G C T G A A C G G G G G T T C G T G C A C
 T A T T C A G C A C A G A A T G G C C C A A C C T G A G T T C T G C T A T C A A T G G C C T A T T C C G C G T C G C C A G C C C G A C T T G C C C C C A A G C A C G T G

1955

ori

PspFI

A C A G C C C A G C T T G G A G C G A A C G A C C T A C A C C G A A C T G A G A T A C C T A C A G C G T G A G C A T T G A G A A A G C G C C A C G C T T C C C G A A G G G
 T G T C G G G T C G A A C C T C G C T T G C T G G A T G T G G C T T G A C T C T A T G G A T G T C G C A C T C G T A A C T C T T T C G C G G T G C G A A G G G C T T C C C

2040

ori

A G A A A G G C G G A C A G G T A T C C G G T A A G C G G C A G G G T C G G A A C A G G A G A G C G C A C G A G G G A G C T T C C A G G G G G A A A C G C C T G G T A T C
 T C T T T C C G C C T G T C C A T A G G C C A T T C G C C G T C C C A G C C T T G T C C T C T C G C G T G C T C C C T C G A A G G T C C C C T T T G C G G A C C A T A G

2125

ori

T T T A T A G T C C T G T C G G G T T T C G C C A C C T C T G A C T T G A G C G T C G A T T T T T G T G A T G C T C G T C A G G G G G G C G G A G C C T A T G G A A A A
 A A A T A T C A G G A C A G C C C A A A G C G G T G G A G A C T G A A C T C G C A G C T A A A A A C A C T A C G A G C A G T C C C C C G C C T C G G A T A C C T T T T T

2210

ori

C G C C A G C A A C G C G G C C T T T T T A C G G T T C C T G G C C T T T T G C T G G C C T T T T G C T C A C A T G T T C T T T C C T G C G T T A T C C C C T G A T T C T
 G C G G T C G T T G C G C C G G A A A A A T G C C A A G G A C C G G A A A A C G A C C G G A A A A C G A G T G T A C A A G A A A G G A C G C A A T A G G G G A C T A A G A

2295

G T G G A T A A C C G T A T T A C C G C C T T T G A G T G A G C T G A T A C C G C T C G C C G C A G C C G A A C G A C C G A G C G C A G C G A G T C A G T G A G C G A G G
 C A C C T A T T G G C A T A A T G G C G G A A A C T A C T C G A C T A T G G C G A G C G G C G T C G G C T T G C T G G C T C G C G T C G C T C A G T C A C T C G C T C C

2380

LguI
SapI

AAGCGGAAGAGCGCCTGATGCGGTATTTTCTCCTTACGCATCTGTGCGGTATTTACACCCGCAGACCAGCCGCGTAACCTGGCAA
TTCGCCTTCTCGCGGACTACGCCATAAAAGAGGAATGCGTAGACACGCCATAAAGTGTGGCGTCTGGTCGGCGCATTGGACCGTT

2465

AATCGGTTACGGTTGAGTAATAAATGGATGCCCTGCGTAAGCGGGTGTGGGCGGACAATAAAGTCTTAAACTGAACAAAATAGAT
TTAGCCAATGCCAACTCATTATTTACCTACGGGACGCATTGCCCCACACCCGCCTGTTATTTTTCAGAAATTTGACTTGTTTTATCTA

2550

Tn7R

CTAAACTATGACAATAAAGTCTTAAACTAGACAGAATAGTTGTAAACTGAAATCAGTCCAGTTATGCTGTGAAAAAGCATACTGG
GATTTGATACTGTTATTTTTCAGAAATTTGATCTGTCTTATCAACATTTGACTTTAGTCAGGTCAATACGACACTTTTTTCGTATGACC

2635

Tn7R

MisI
MscI
BstXI

ACTTTTGTATGGCTAAAGCAAACCTCTTCATTTTCTGAAGTGCAAATTGCCCGTCGTATTAAGAGGGGCGTGGCCAAGGGCATG
TGAAAAAATAACCGATTTTCGTTTGAGAAAGTAAAAGACTTCACGTTTAAACGGGCAGCATAATTTCTCCCCGCACCGGTTCCCGTAC

2720

Tn7R

Cfr42I

GTAAGACTATATTCGCGGCGTTGTGACAATTTACCGAACAACTCCGCGGCCGGGAAGCCGATCTCGGCTTGAACGAATTGTTAG
CATTTTCTGATATAAAGCGCCGCAACACTGTTAAATGGCTTGTGAGGCGCCGGCCCTTCGGCTAGAGCCGAACCTTGCTTAACAATC

2805

Tn7R



GTGGCGGTACTTGGGTCGATATCAAAGTGCATCACTTCTTCCCGTATGCCCAACTTTGTATAGAGAGCCACTGCGGGATCGTCAC
CACCGCCATGAACCCAGCTATAGTTTACGTAAGTGAAGAAGGGCATAACGGGTTGAAACATATCTCTCGGTGACGCCCTAGCAGTG

2890

T A T S P D I D F H M V E R I G L K T Y L A V A P D G
GmR

CGTAATCTGCTTGACGTAGATCACATAAGCACCAAGCGCGTTGGCCTCATGCTTGAGGAGATTGATGAGCGCGGTGGCAATGCC
GCATTAGACGAACGTGCATCTAGTGTATTTCGTGGTTTCGCGCAACCCGGAGTACGAACCTCCTCTAACTACTCGCGCCACCGTTACGG

2975

Y D A Q V Y I V Y A G L A N A E H K L L N I L A T A I G
GmR

CTGCCTCCGGTGCTCGCCGGAGACTGCGAGATCATAGATATAGATCTCACTACGCGGCTGCTCAAACCTGGGCAGAACGTAAGCC
GACGGAGGCCACGAGCGGCCTCTGACGCTCTAGTATCTATATCTAGAGTGATGCGCCGACGAGTTTGGACCCGCTTGCATTCCGG

3060

Q R R H E G S V A L D Y I Y I E S R P Q E F R P L V Y A
GmR

GCGAGAGCGCCAACAACCGCTTCTTGGTTCGAAGGCAGCAAGCGCGATGAATGTCTTACTACGGAGCAAGTTCCCGAGGTAATCGG
CGCTCTCGCGGTTGTTGGCGAAGAACCAGCTTCCGTCGTTTCGCGCTACTTACAGAATGATGCCTCGTTCAAGGGCTCCATTAGCC

3145

A L A G V V A E Q D F A A L A I F T K S R L L N G L Y D S
GmR

Esp31
BsmBI

Psyl

AGTCCGGCTGATGTTGGGAGTAGGTGGCTACGTCTCCGAACTCACGACCGAAAAGATCAAGAGCAGCCCGCATGGATTTGACTTG
TCAGGCCGACTACAACCCTCATCCACCGATGCAGAGGCTTGAGTGCTGGCTTTTCTAGTTCTCGTTCGGGCGTACCTAAACTGAAC

3230

D P Q H Q S Y T A V D G F E R G F L D L A A R M S K V Q

GmR

GTCAGGGCCGAGCCTACATGTGCGAATGATGCCATACTTGAGCCACCTAACTTTGTTTTAGGGCGACTGCCCTGCTGCGTAACA
CAGTCCCAGGCTCGGATGTACACGCTTACTACGGGTATGAACTCGGTGGATTGAAACAAAATCCCGCTGACGGGACGACGCATTGT

3315

D P G L R C T R I I G M S S G G L K T K P R S G Q Q T V

GmR

TCGTTGCTGCTGCGTAACATCGTTGCTGCTCCATAACATCAAACATCGACCCACGGCGTAACGCGCTTGCTGCTTGGATGCCCGA
AGCAACGACGACGCATTGTAGCAACGACGAGGTATTGTAGTTTGTAGCTGGGTGCCGCATTGCGCGAACGACGAACCTACGGGCT

3400

D N S S R L M

GmR

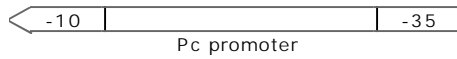
Bsp1407I

GGCATAGACTGTACAAAAAACAGTCATAACAAGCCATGAAAACCGCCACTGCGCCGTTACCACCGCTGCGTTCCGGTCAAGGTTCC
CCGTATCTGACATGTTTTTTTGTGTCAGTATTGTTCCGGTACTTTTGGCGGTGACGCGGCAATGGTGGCGACGCAAGCCAGTTCCAAG

3485

TGGACCAGTTGCGTGAGCGCATAACGCTACTTGCATTACAGTTTACGAACCGAACAGGCTTATGTCAACTGGGTTTCGTGCCTTCAT
ACCTGGTCAACGCACTCGCGTATGCGATGAACGTAATGTCAAATGCTTGGCTTGTCCGAATACAGTTGACCCAAGCACGGAAGTA

3570



Pc promoter

CCGTTTCCACGGTGTGCGTCACCCGGCAACCTTGGGCAGCAGCGAAGTCGAGGCATTTCTGTCCTGGCTGGCGAACGAGCGCAAG
GGCAAAGGTGCCACACGCAGTGGGCCGTTGGAACCCGTCGTCGCTTACGCTCCGTAAGACAGGACCGACCGCTTGCTCGCGTTC

3655

GTTTCGGTCTCCACGCATCGTCAGGCATTGGCGGCCTTGCTGTTCTTCTACGGCAAGGTGCTGTGCACGGATCTGCCCTGGCTTC
CAAAGCCAGAGGTGCGTAGCAGTCCGTAACCGCCGGAACGACAAGAAGATGCCGTTCCACGACACGTGCCTAGACGGGACCGAAG

3740

Bpil
BbsI

AGGAGATCGGAAGACCTCGGCCGTCGCGGCGCTTGCCGGTGGTGTGACCCCGGATGAAGTGGTTGCGATCCTCGGTTTTCTGGA
TCCTCTAGCCTTCTGGAGCCGGCAGCGCCGCAACGGCCACCACGACTGGGGCCTACTTCACCAAGCGTAGGAGCCAAAAGACCT

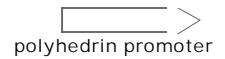
3825

SnaBI
Eco105I

BstZ171
Bst1107I

AGGCGAGCATCGTTTTGTTTCGCCAGGACTCTAGCTATAGTTCTAGTGGTTGGCTACGTATACTCCGGAATATTAATAGATCATGG
TCCGCTCGTAGCAAACAAGCGGGTCTGAGATCGATATCAAGATCACCAACCGATGCATATGAGGCCTTATAATTATCTAGTACC

3910



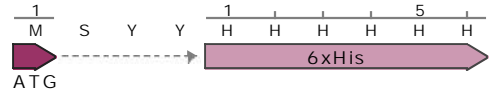
polyhedrin promoter

AGATAATTAATAATGATAACCATCTCGCAAATAAATAAGTATTTTACTGTTTTCGTAACAGTTTTGTAATAAAAAAACCTATAAAT
TCTATTAATTTTACTATTGGTAGAGCGTTTATTTATTCATAAAATGACAAAAGCATTGTCAAACATTATTTTTTTGGATATTTA

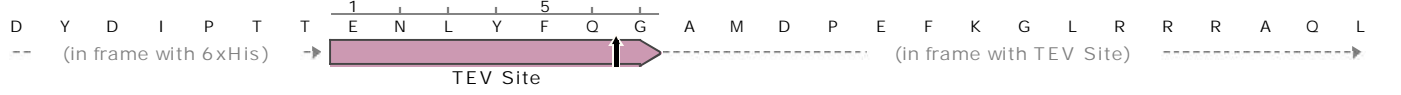
3995

polyhedrin promoter

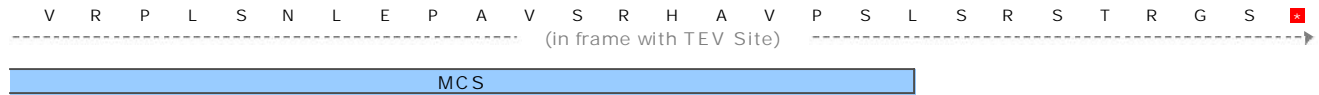
ATTCCGGATTATTCATACCGTCCCACCATCGGGCGCGGATCTCGGTCCGAAACCATGTCGTA CTACCATCACCATCACCATCACC
 TAAGGCCTAATAAGTATGGCAGGGTGGTAGCCCGCGCCTAGAGCCAGGCTTTGGTACAGCATGATGGTAGTGGTAGTGGTAGTGC



ATTACGATATCCCAACGACCGAAAACCTGTATTTTCAGGGCGCCATGGATCCGGAATTCAAAGGCCTACGTCGACGAGCTCAACT
 TAATGCTATAGGGTTGCTGGCTTTTGGACATAAAAGTCCC GCGGTACCTAGGCCTTAAGTTTCCGGATGCAGCTGCTCGAGTTGA

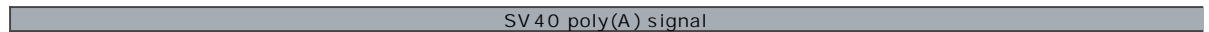


AGTGC GCGCGCTTTTCGAATCTAGAGCCTGCAGTCTCGAGGCATGCGGTACCAAGCTTGTTCGAGAAGTACTAGAGGATCATAATCA
 TCACGCCGGCGAAAGCTTAGATCTCGGACGTCAGAGCTCCGTACGCCATGGTTTCGAACAGCTCTTCATGATCTCCTAGTATTAGT
 V R P L S N L E P A V S R H A V P S L S R S T R G S *



GCCATACCACATTTGTAGAGGTTTTACTTGCTTTAAAAAACCTCCCACACCTCCCCCTGAACCTGAAACATAAAATGAATGCAAT
 CGGTATGGTGTA AACATCTCCAAAATGAACGAAATTTTTGGAGGGTGTGGAGGGGGACTTGGACTTTGTATTTTACTTACGTTA

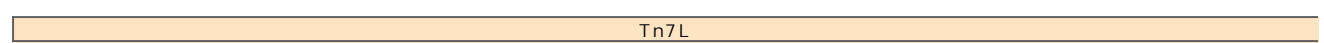
TGTTGTTGTTAACTTGTTTATTGCAGCTTATAATGGTTACAAATAAAGCAATAGCATCACAAATTCACAAATAAAGCATTTTTT
 ACAACAACAATTGAACAAATAACGTCGAATATTACCAATGTTTATTTTCGTTATCGTAGTGTTTAAAGTGTTTATTTTCGTAAAAAA



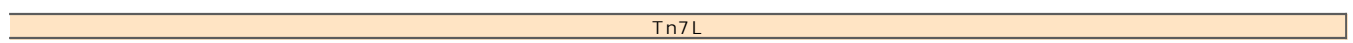
TCACTGCATTCTAGTTGTGGTTTGTCCAAACTCATCAATGTATCTTATCATGTCTGGATCTGATCACTGCTTGAGCCTAGGAGAT
 AGTGACGTAAGATCAACACCAAACAGGTTTGAGTAGTTACATAGAATAGTACAGACCTAGACTAGTGACGAACTCGGATCCTCTA



CCGAACCAGATAAGTGAAATCTAGTTCCAAACTATTTTGTCAATTTTAAATTTTCGTATTAGCTTACGACGCTACACCCAGTTCCC
 GGCTTGGTCTATTCACCTTAGATCAAGGTTTGATAAAACAGTAAAAATTAAGCATAATCGAATGCTGCGATGTGGGTCAAGGG



ATCTATTTTGTCACTCTTCCCTAAATAATCCTTAAAACTCCATTTCCACCCCTCCCAGTTCCCAACTATTTTGTCCGCCACAG
 TAGATAAAACAGTGAGAAGGGATTTATTAGGAATTTTGGAGGTAAGGTGGGGAGGGTCAAGGGTTGATAAAACAGGCGGGTGTCT



CGGGGCATTTTTCTTCCTGTTATGTTTTTAATCAAACATCCTGCCAACTCCATGTGACAAACCGTCATCTTCGGCTACTTTTTCT
 ++++++
 GCCCCGTAAAAAGAAGGACAATACAAAAATTAGTTTGTAGGACGGTTGAGGTACACTGTTTGGCAGTAGAAGCCGATGAAAAAGA





















4760







CTGTCACAGAATGAAAATTTTTCTGTCATCTCTTCGTTATTAATGTTTGTAAATGACTGAATATCAACGCTTATTTGCAGCCTGA
 ++++++
 GACAGTGTCTTACTTTTTAAAAAGACAGTAGAGAAGCAATAATTACAAACATTAAGTACTTATAGTTGCGAATAAACGTCGGACT

4845

ATGGCGAATGG 3'
 ++++++ ••• 4856
 TACCGCTTACC 5'

Enzymes	Sites	
Acc65I	1	4211
AlwNI	1	1855
AvrII	1	4496
BamHI	1	4127
BbsI	1	3757
BclI	1*	4481*
BcuI	1	4163
BpiI	1	3757
Bpml	1	1307
BsmBI	1	3182
Bsp119I	1	4179
Bsp1407I	1	3410
Bst1107I	1	3884
BstXI	1	2717
BstZ17I	1	3884
CaiI	1	1855
Cfr42I	1	2768
CpoI	1	4039
Ecl136II	1	4158
Eco105I	1	3881
Eco147I	1	4144
EcoRI	1	4134
EheI	1	4121
Esp3I	1	3182
FspI	1	1153
GsuI	1	1307
HindIII	1	4217
HpaI	1	4345
KpnI	1	4215
KspAI	1	4345
LguI	1	2381
MfeI	1	4332
MisI	1	2709
MscI	1	2709
MunI	1	4332
NaeI	1	129
NcoI	1	4123
NotI	1	4170
NsbI	1	1153
PaeI	1	4209
PdiI	1	129
PspFI	1	1964
PstI	1	4196
PsyI	1	3228
PvuI	1	1007
RsrII	1	4039
SacI	1	4160
SalI	1	4150
SapI	1	2381
SgrDI	1	4150
SnaBI	1	3881
SpeI	1	4163
SphI	1	4209
SspDI	1	4119
StuI	1	4144
XbaI	1	4184
XhoI	1	4199
XmaJI	1	4496

Feature	Location	Size (bp)			Type
✓ f1 ori	2 .. 457	456			rep_origin
/direction	= RIGHT				
/note	= f1 bacteriophage origin of replication; arrow indicates direction of (+) strand synthesis				
✓ AmpR promoter	484 .. 588	105			promoter
/gene	= bla				
✓ AmpR	589 .. 1449	861			CDS
▶ 2 segments					
/gene	= bla				
/product	= -lactamase				
/note	= confers resistance to ampicillin, carbenicillin, and related antibiotics				
/translation	= MSIQHFRVALIPFFAAFCPLPVFA,HPETLVKVKDAEDQLGARVGYIELDLNSGKILESFRPEERFPMSTFKVLLCGAVLSRIDAGQEQ QLGRRRIHYSQNDLVEYSPVTEKHLTDGMTVRELC SAAITMSDNTAANLLLTIGGPKELTAF LHNMGDHSVTR LDRWEP LNEAIPN DERDTTMPVAMATTLRKLTTGELLTASRQQLIDWMEADKVAGPLLRSLPAGWFIADKSGAGERGSRGIIAALGPDGKPSRIVVIV TTGSOATMDFERNROI AFIGASIKHW* 286 amino acids = 31.6 kDa				
✓ ori	1620 .. 2208	589			rep_origin
/direction	= RIGHT				
/note	= high-copy-number ColE1/pMB1/pBR322/pUC origin of replication				
✓ Tn7R	2511 .. 2735	225			mobile_element
/mobile_element_type	= transposon: Tn7				
/note	= mini-Tn7 element (right end of the Tn7 transposon)				
✓ GmR	2802 .. 3335	534			CDS
/gene	= aacC1				
/product	= gentamycin acetyltransferase				
/note	= confers resistance to gentamycin				
/translation	= MLRSSNDVTQQGSRPKTKLGGSSMGII RTCLR L GPDQVKSMRAALDLFGREFGDVATYSQHQPDSYLG NLLRSKTFIALAAFDQEQ VVGALAAAYVLP RFEQPRSEIYIYDLAVSGEHRROGIATALINLLKHEANALGAYVIYVQADYGD DPAVALYTKLGIREEVMHF DIED STAT* 177 amino acids = 19.4 kDa				
✓ Pc promoter	3524 .. 3552	29			promoter
▶ 3 segments					
/gene	= int11 (promoter lies within the coding sequence)				
/note	= class 1 integron promoter				
✓ polyhedrin promoter	3904 .. 3995	92			promoter
/gene	= polh from Autographa californica				
/note	= promoter for the baculovirus polyhedrin gene				
✓ ATG	4050 .. 4052	3			CDS
/product	= start codon				
/translation	= M 1 amino acid = 149.2 Da				

Feature	Location	Size (bp)			Type
✓ 6xHis	4062 .. 4079	18			CDS
/product	= 6xHis affinity tag				
/translation	= HHHHHH 6 amino acids = 840.9 Da				
✓ TEV Site	4101 .. 4121	21			CDS
/product	= tobacco etch virus (TEV) protease recognition and cleavage site				
/translation	= ENLYFQG 7 amino acids = 870.0 Da				
✓ MCS	4119 .. 4222	104			misc_feature
/note	= multiple cloning site				
✓ SV40 poly(A) signal	4346 .. 4480	135			polyA_signal
/note	= SV40 polyadenylation signal				
✓ Tn7L	4509 .. 4674	166			mobile_element
/mobile_element_type	= transposon: Tn7				
/note	= mini-Tn7 element (left end of the Tn7 transposon)				

Description: Vector for expressing 6xHis-TEV-tagged proteins in insect cells using the Bac-to-Bac® baculovirus system. For other reading frames, use pFastBac™HT B or pFastBac™HT C.

Created: Friday, Apr 4, 2014

Last Modified: Saturday, Apr 5, 2014

Accession Number:

Code Number:

Sequence Author: Invitrogen (Life Technologies)

DNA Type: Synthetic DNA

Laboratory Host Organism: Insect Cells

Bacterial Transformation Strain: Unspecified
Dam⁺ Dcm⁺ EcoKI⁺

Comments: Transform into DH10Bac™ E. coli cells.

References: