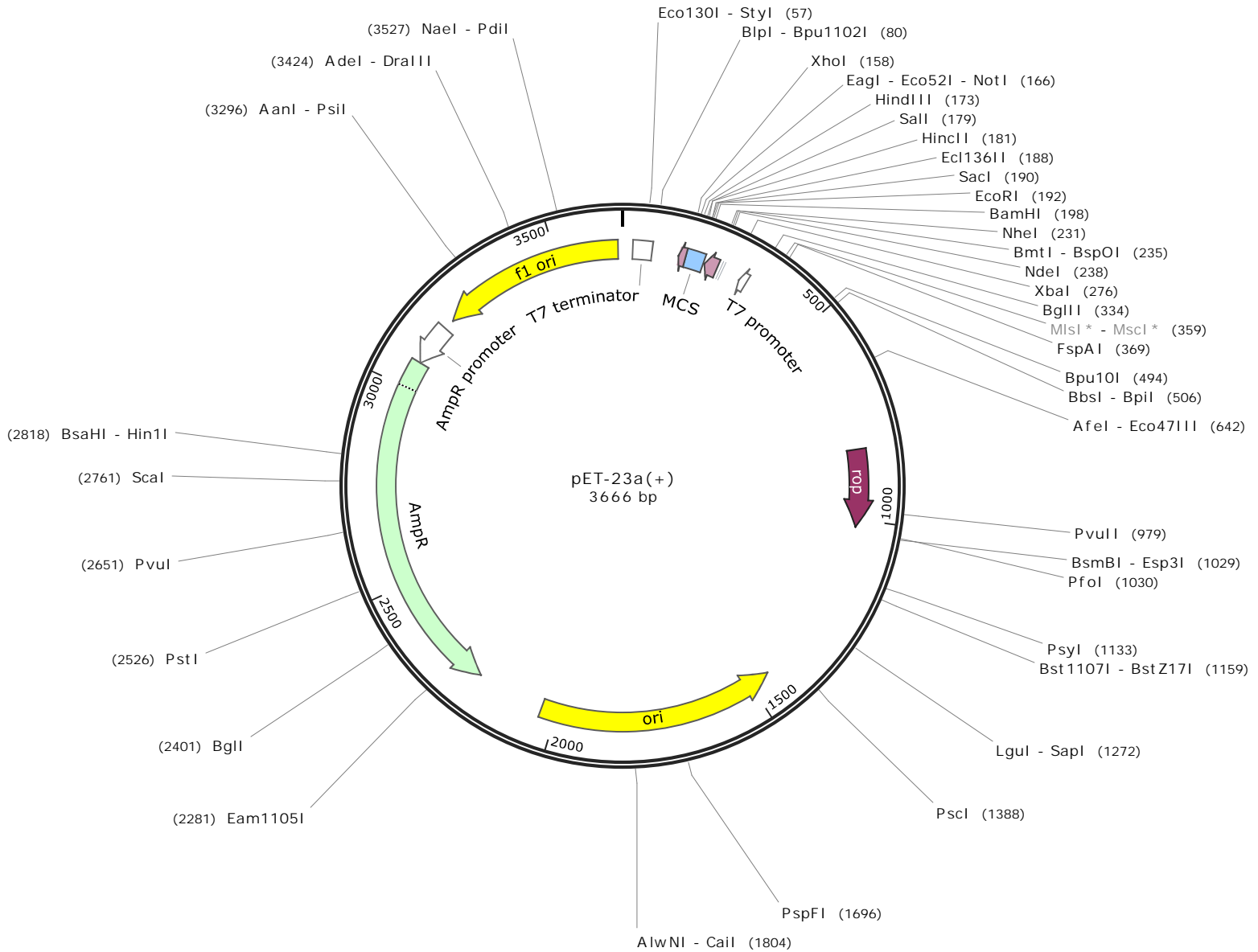



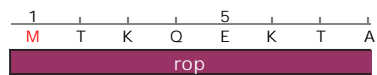
Bacterial vector for expression of N-terminally T7-tagged proteins. For other reading frames, use pET-23b(+) or pET-23c(+).





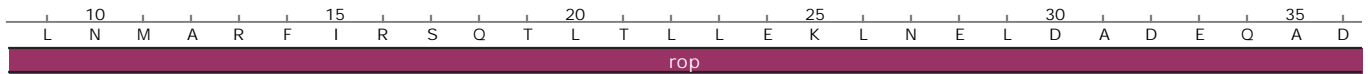
TCTCTCGTTTCATCGGTATCATTACCCCCATGAACAGAAATCCCCCTTACACGGAGGCATCAGTGACCAAACAGGAAAAACCGC
AGAGAGCAAAGTAGCCATAGTAATGGGGGTACTTGTCTTTAGGGGGAATGTGCCTCCGTAAGTCACTGGTTTTGTCTTTTTTTGGCG

850



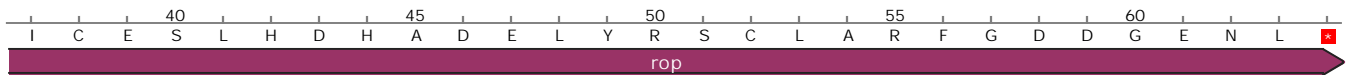
CCTTAACATGGCCCGCTTTATCAGAAGCCAGACATTAACGCTTCTGGAGAAACTCAACGAGCTGGACGCGGATGAACAGGCAGAC
GGAATTGTACCGGGCGAAATAGTCTTCGGTCTGTAATTGCGAAGACCTCTTTGAGTTGCTCGACCTGCGCCTACTTGTCCGTCTG

935



ATCTGTGAATCGCTTACGACCACGCTGATGAGCTTTACCGCAGCTGCCTCGCGCGTTTTCGGTGATGACGGTGAAAACCTCTGAC
TAGACACTTAGCGAAGTGCTGGTGCGACTACTCGAAATGGCGTGCACGGAGCGCGCAAAGCCACTACTGCCACTTTTGGAGACTG

1020



ACATGCAGCTCCCGGAGACGGTCACAGCTTGTCTGTAAGCGGATGCCGGGAGCAGACAAGCCCCGTCAGGGCGCGTCAAGCGGGTGT
TGTACGTGCGAGGGCCTCTGCCAGTGTGCAACAGACATTCGCCTACGGCCCTCGTCTGTTTCGGGCAGTCCCGCGCAGTCGCCACACA

1105

TGGCGGGTGTGCGGGGCGCAGCCATGACCCAGTCACGTAGCGATAGCGGAGTGTATACTGGCTTAACTATGCGGCATCAGAGCAGA
ACCGCCACAGCCCCGCGTCCGGTACTGGGTGAGTGCATCGCTATCGCCTCACATATGACCGAATTGATACGCCGTAGTCTCGTCT

1190

TTGTAAGTGCAGGATGACCATATATGCGGTGTGAAATACCGCACAGATGCGTAAGGAGAAAAATACCGCATCAGGCGCTCTTCCGCT
AACATGACTCTCACGTGGTATATACGCCACACTTTATGGCGTGTCTACGCATTCCTCTTTTATGGCGTAGTCCGCGAGAAAGGCGA

1275

TCCTCGCTCACTGACTCGCTGCGCTCGGTGCTTCCGGTGCAGGCGAGCGGATCAGCTCACTCAAAGGCGGTAATACGGTTATCCA
AGGAGCGAGTACTGAGCGACGCGAGCCAGCAAGCCGACGCCGCTCGCCATAGTGCAGTGTGTTTCCGCCATTATGCCAATAGGT

1360

CAGAATCAGGGGATAACGCAGGAAAGAACATGTGAGCAAAAGGCCAGCAAAAGGCCAGGAACCGTAAAAAGGCCGCGTTGCTGGC
GTCTTAGTCCCCTATTGCGTCTTTTCTTGTACACTCGTTTTCCGGTCTTTTTCCGGTCTTTTGGCATTTTTTCCGGCGCAACGACCG

1445

GTTTTCCATAGGCTCCGCCCCCTGACGAGCATCACAAAAATCGACGCTCAAGTCAGAGGTGGCGAAACCCGACAGGACTATAA
CAAAAAGGTATCCGAGGCGGGGGGACTGCTCGTAGTGTTTTTAGCTGCGAGTTCAGTCTCCACCGCTTTGGGCTGTCTGATATT

1530

AGATACCAGGCGTTTTCCCCTGGAAGCTCCCTCGTGCCTCTCCTGTTCCGACCTGCCGCTTACCGGATACCTGTCCGCTTTTC
TCTATGGTCCGCAAAAGGGGGACCTTCGAGGGAGCACGCGAGAGGACAAGGCTGGGACGGCGAATGGCCTATGGACAGGCGGAAAG

1615



PspFI

TCCCTTCGGGAAGCGTGGCGCTTTCTCATAGCTCACGCTGTAGGTATCTCAGTTCGGTGTAGGTCGTTTCGCTCCAAGCTGGGCTG
 AGGGAAGCCCTTCGCACCGCGAAAGAGTATCGAGTGCGACATCCATAGAGTCAAGCCACATCCAGCAAGCGAGGTTTCGACCCGAC

1700

ori

TGTGCACGAACCCCGTTTCAGCCCGACCGCTGCGCCTTATCCGGTAACTATCGTCTTGAGTCCAACCCGGTAAGACACGACTTA
 ACACGTGCTTGGGGGGCAAGTCGGGCTGGCGACGCGGAATAGGCCATTGATAGCAGAAGTCAAGTTGGGCCATTCTGTGCTGAAT

1785

ori

CaiI
 AlwNI

TCGCCACTGGCAGCAGCCACTGGTAACAGGATTAGCAGAGCGAGGTATGTAGGCGGTGCTACAGAGTTCTTGAAGTGGTGGCCTA
 AGCGGTGACCGTCGTCGGTGACCATTTGTCCTAATCGTCTCGCTCCATACATCCGCCACGATGTCTCAAGAAGTTCACCACCGGAT

1870

ori

ACTACGGCTACACTAGAAGGACAGTATTTGGTATCTGCGCTCTGCTGAAGCCAGTTACCTTCGGAAAAAGAGTTGGTAGCTCTTG
 TGATGCCGATGTGATCTTCTGTCTATAAACCATAGACGCGAGACGACTTCGGTCAATGGAAGCCTTTTTCTCAACCATCGAGAAC

1955

ori

ATCCGGCAAACAACCCACCGCTGGTAGCGGTGGTTTTTTTTGTTTGCAAGCAGCAGATTACGCGCAGAAAAAAGGATCTCAAGAA
 TAGGCCGTTTGGTTGGTGGCGACCATCGCCACCAAAAAACAACGTTTCGTCTAATGCGCGTCTTTTTTCTTAGAGTTCTT

2040

ori

GATCCTTTGATCTTTTCTACGGGGTCTGACGCTCAGTGGAAACGAAAACCTCACGTTAAGGGATTTTGGTCATGAGATTATCAAAAA
 CTAGGAAACTAGAAAAGATGCCCCAGACTGCGAGTCACCTTGCTTTTGGAGTGAATTCCTAAAACAGTACTCTAATAGTTTTT

2125

GGATCTTACCTAGATCCTTTTAAATTA AAAATGAAGTTTTAAATCAATCTAAAGTATATATGAGTAAACTTGGTCTGACAGTTA
 CCTAGAAGTGGATCTAGGAAAATTTAATTTTTACTTCAAAATTTAGTTAGATTTTCATATATACTCATTTGAACCAGACTGTCAAT

2210



AmpR

Eam1105I

CCAATGCTTAATCAGTGAGGCACCTATCTCAGCGATCTGTCTATTTTCGTTTCATCCATAGTTGCCTGACTCCCCGTCGTGTAGATA
 GGTACGAATTAGTCACTCCGTGGATAGAGTCGCTAGACAGATAAAGCAAGTAGGTATCAACGGACTGAGGGGCAGCACATCTAT

2295

W H K I L S A G I E A I Q R N R E D M T A Q S G T T Y I

AmpR

ACTACGATACGGGAGGGCTTACCATCTGGCCCCAGTGCTGCAATGATACCGCGAGACCCACGCTCACCGGCTCCAGATTTATCAG
 TGATGCTATGCCCTCCCGAATGGTAGACCGGGGTCACGACGTTACTATGGCGCTCTGGGTGCGAGTGGCCGAGGTCTAAATAGTC

2380

V V I R S P K G D P G L A A I I G R S G R E G A G S K D A

AmpR

BglI

CAATAAACCCAGCCAGCCGGGAAGGGCCGAGCGCAGAAGTGGTCTCTGCAACTTTATCCGCCTCCATCCAGTCTATTAATTGTTGCCG
 GTTATTTGGTTCGGTCGGCCTTCCCGGCTCGCGTCTTACCAGGACGTTGAAATAGGCGGAGGTAGGTCAGATAATTAACAACGGC

I F W G A P L A S R L L P G A V K D A E M W D I L Q Q R

AmpR

PstI

GGAAGCTAGAGTAAGTAGTTCGCCAGTTAATAGTTTGCGCAACGTTGTTGCCATTGCTGCAGGCATCGTGGTGTACAGCTCGTCTG
 CCTTCGATCTCATTTCATCAAGCGGTCAATTATCAAACGCGTTGCAACAACGGTAACGACGTCCTAGCACCACAGTGCAGAGCAGC

S A L T L L E G T L L K R L T T A M A A P M T T D R E D

AmpR

TTTGGTATGGCTTCATTCAGCTCCGGTTCCTCAACGATCAAGGCGAGTTACATGATCCCCATGTTGTGCAAAAAGCGGTTAGCT
 AAACCATAACCGAAGTAAGTCGAGGCCAAGGGTTGCTAGTTCGCTCAATGTACTAGGGGGTACAACACGTTTTTTTCGCCAATCGA

N P I A E N L E P E W R D L R T V H D G M N H L F A T L E

AmpR

PvuI

CCTTCGGTCTCCGATCGTTGTCAGAAGTAAGTTGGCCGCGAGTGTATCACTCATGGTTATGGCAGCACTGCATAATTCTCTTAC
 GGAAGCCAGGAGGCTAGCAACAGTCTTTCATTCAACCGGCGTCACAATAGTGAGTACCAATACCGTCGTGACGTATTAAGAGAATG

K P G G I T T L L L N A A T N D S M T I A A S C L E R V

AmpR

ScaI

TGTCATGCCATCCGTAAGATGCTTTTCTGTGACTGGTGAGTACTCAACCAAGTCATTCTGAGAATAGTGTATGCGGCGACCGAGT
 ACAGTACGGTAGGCATTCTACGAAAAGACACTGACCACTCATGAGTTGGTTTCAGTAAGACTCTTATCACATACGCCGCTGGCTCA

T M G D T L H K E T V P S Y E V L D N Q S Y H I R R G L

AmpR

Hin1I
 BsaHI

TGCTCTTGCCCGGCGTCAATACGGGATAATACCGCGCCACATAGCAGAAGTAAAAGTGCTCATTCATTGGAAAACGTTCTTCGG
 ACGAGAACGGGCGCAGTTATGCCCTATTATGGCGCGGTGTATCGTCTTGAAATTTTTCACGAGTAGTAACCTTTTGAAGAAGCC

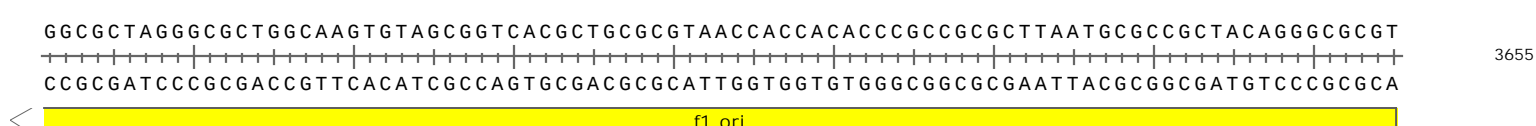
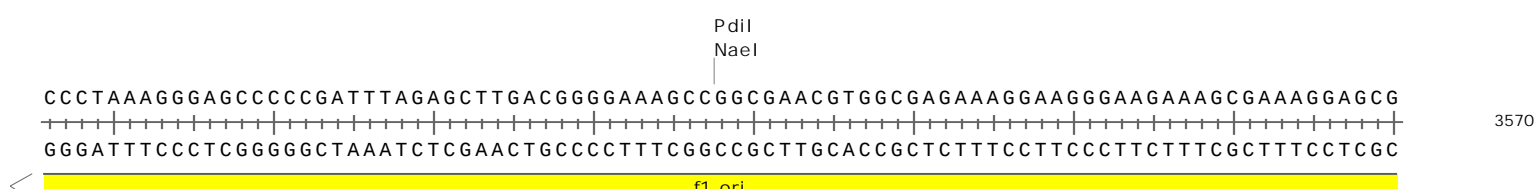
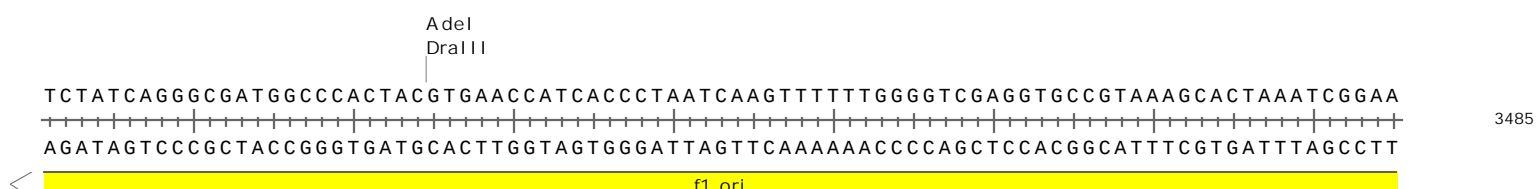
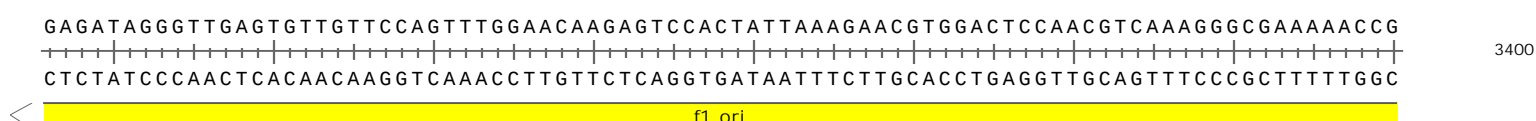
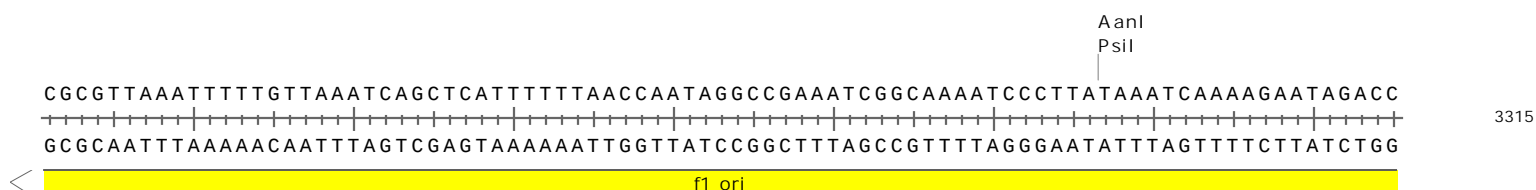
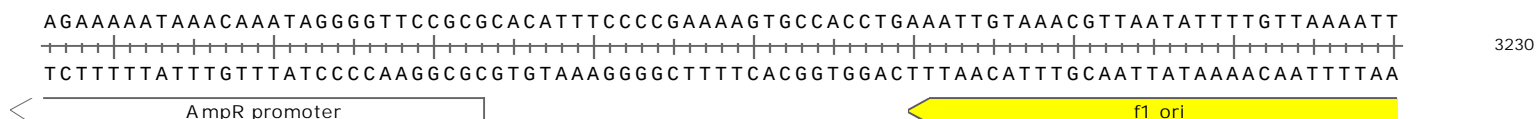
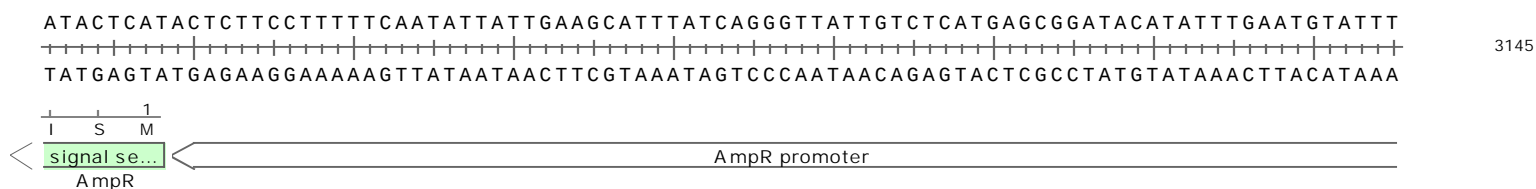
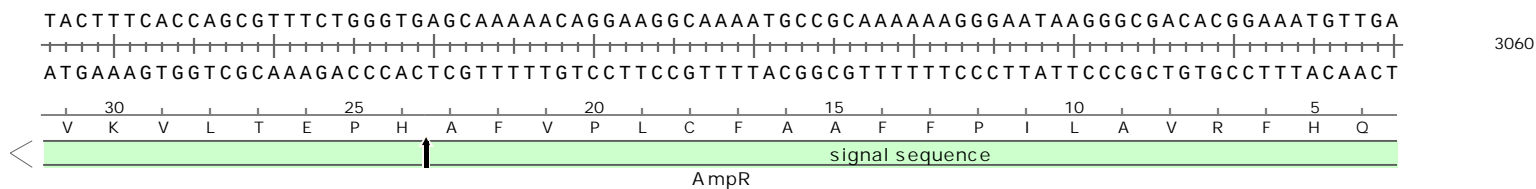
Q E Q G A D I R S L V A G C L L V K F T S M M P F R E E P

AmpR

GGCGAAAACCTCAAGGATCTTACCGCTGTTGAGATCCAGTTCGATGTAACCCACTCGTGCACCCAACCTGATCTTCAGCATCTTT
 CCGCTTTTGGAGAGTTCCTAGAATGGCGACAACCTCTAGGTCAAGCTACATTGGGTGAGCACGTGGGTTGACTAGAAGTCGTAGAAA

























R F S E L I K G S N L D L E I Y G V R A G L Q D E A D K

AmpR



CCCATTGCCA 3'
 ++++++ 3666
 GGGTAAGCGGT 5'

Enzymes	Sites	
AanI	1	3296
Adel	1	3424
AfeI	1	642
AlwNI	1	1804
BamHI	1	198
BbsI	1	506
BglI	1	2401
BglI I	1	334
BipI	1	80
BmtI	1	235
BpiI	1	506
Bpu10I	1	494
Bpu1102I	1	80
BsaHI	1	2818
BsmBI	1	1029
BspOI	1	235
Bst1107I	1	1159
BstZ17I	1	1159
CaII	1	1804
DraI I	1	3424
EagI	1	166
Eam1105I	1	2281
Ecl136I I	1	188
Eco47I I I	1	642
Eco52I	1	166
Eco130I	1	57
EcoRI	1	192
Esp3I	1	1029
FspAI	1	369
Hin1I	1	2818
HincII	1	181
HindI I I	1	173
LguI	1	1272
MisI	1*	359*
MscI	1*	359*
NaeI	1	3527
NdeI	1	238
NheI	1	231
NotI	1	166
PdiI	1	3527
PfoI	1	1030
PscI	1	1388
PsiI	1	3296
PspFI	1	1696
PstI	1	2526
PsyI	1	1133
PvuI	1	2651
PvuI I	1	979
SacI	1	190
Sall	1	179
SapI	1	1272
ScaI	1	2761
StyI	1	57
XbaI	1	276
XhoI	1	158

Feature	Location	Size (bp)			Type
✓ T7 terminator /note = transcription terminator for bacteriophage T7 RNA polymerase	26 .. 73	48			terminator
✓ 6xHis /product = 6xHis affinity tag /translation = HHHHHH 6 amino acids = 840.9 Da	140 .. 157	18			CDS
✓ MCS /note = multiple cloning site	158 .. 203	46			misc_feature
✓ T7 tag /product = epitope tag from a T7 major capsid protein /translation = MASMTGGQQMG 11 amino acids = 1.1 kDa	207 .. 239	33			CDS
✓ RBS /note = ribosome binding site	248 .. 253	6			RBS
✓ T7 promoter /note = promoter for bacteriophage T7 RNA polymerase	301 .. 319	19			promoter
✓ rop /gene = rop /product = Rop protein /translation = VTQKEKTALNMARFIRSQTLTLLLEKLNELDADEQADICESLHDHADELYRSC ^L ARFGDDGENL* 63 amino acids = 7.2 kDa	828 .. 1019	192			CDS
✓ ori /direction = LEFT /note = high-copy-number ColE1/pMB1/pBR322/pUC origin of replication	1449 .. 2037	589			rep_origin
✓ AmpR ▶ 2 segments /gene = bla /product = -lactamase /note = confers resistance to ampicillin, carbenicillin, and related antibiotics /translation = MSIQHFRVALIPFFAAFC ^L PVFA,HPETLVKVKDAEDQLGARVGYIELDLNSGKILESFRPEERFPM ^M STFKVLLCGAVLSRIDAGQEQLGRRIHYSQNDLVEYSPVTEKHLTDGMTVRELCSAAITMSDNTAANLLLT ^T TIGGPKELTAF ^L HNMGD ^H VTRLDRWEPELNEAIPN ^N DERD ^T TTMPAAMATTLR ^K LLTGELLT ^L ASRQQLIDWMEADK ^V AGPLLR ^S SALPA ^G WF ^I ADKSGAGERGSRGIIAALGPDGKPSRIVVIY ^T TTGSOATMDFRNROIAFIGASIKHW* 286 amino acids = 31.5 kDa	2208 .. 3068	861			CDS
✓ AmpR promoter /gene = bla	3069 .. 3173	105			promoter
✓ f1 ori /direction = LEFT /note = f1 bacteriophage origin of replication; arrow indicates direction of (+) strand synthesis	3200 .. 3655	456			rep_origin

Description: Bacterial vector for expression of N-terminally T7-tagged proteins. For other reading frames, use pET-23b(+) or pET-23c(+).

Created: Saturday, May 12, 2012

Last Modified: Monday, Dec 2, 2013

Accession Number:

Code Number:

Sequence Author: Novagen (EMD Millipore)

DNA Type: Synthetic DNA

Laboratory Host Organism: Escherichia coli

Bacterial Transformation Strain: Unspecified
Dam⁺ Dcm⁺ EcoKI⁺

Comments:

References: