



tcgttgctgattggcgttgccacctccagctctggccctgcacgcgcgctcgcaaatgtctcgcggcgattaaatctcgcgccgatcaactgggtgc  
 agcaacgactaacgcgaacggtggaggtcagaccgggacgtgctgcggcagcgtttaacagcgcgcgctaatttagagcgcggctagttgaccacg  
 Ser Leu Leu Ile Gly Val Ala Thr Ser Ser Leu Ala Leu His Ala Pro Ser Gln Ile Val Ala Ala Ile Lys Ser Arg Ala Asp Gln Leu Gly Ala  
 lacI  
 cagcgtggtggtgctgatggtagaacgaagcggcgtcgaagcctgtaaagcggcgggtgcacaatcttctcgcgcaacgcgctcagttgggtgatca  
 gtgcaccaccacagctaccatcttctcgcgcgacgttctggacattctgcgcaccagtgtagaagagcgcggttgcgcagtcaccgactagtt  
 Ser Val Val Val Ser Met Val Glu Arg Ser Gly Val Glu Ala Cys Lys Ala Ala Val His Asn Leu Leu Ala Gln Arg Val Ser Gly Leu Ile  
 lacI  
 ttaactatccgctggatgaccaggatgccattgctgtggaagctgcctgcactaatgttccggcggttatttcttgatgctctgaccagacacc  
 aattgataggcgacctactggtcctacggtaacgacacctctcgcggacgtgattacaagcgcgcaataaagaactacagagactggtctgtggg  
 Ile Asn Tyr Pro Leu Asp Asp Gln Asp Ala Ile Ala Val Glu Ala Ala Thr Asn Val Pro Ala Leu Phe Leu Asp Val Ser Asp Gln Thr Pro  
 lacI  
 atcaacagtatattttctcccatgaagacggttacgcgactggcgtggagcactctggtcgcattgggtcaccagcaaatcgcgctgttagcggg  
 tagttgtcataataaaagaggttactctgccatgcgctgaccgcacctctgtagaccagcgttaaccagtggtcgttttagcgcgacaatcgccc  
 Ile Asn Ser Ile Ile Phe Ser His Glu Asp Gly Thr Arg Leu Val Glu His Leu Val Ala Leu Gly His Gln Gln Ile Ala Leu Leu Ala Gly  
 lacI  
 cccattaagtctgtctcgcgcgctctgcgctggtgctggcgtgcaataaatactcactcgcgaatcaaattcagccgatagcggaacgggaaggcg  
 gggtaattcaagacagagccgcgcagacgcagaccgaccgacctattttagagtgagcgttagtttaagtcggctatgccttgcccttccgc  
 Pro Leu Ser Ser Val Ser Ala Arg Leu Arg Leu Ala Gly Trp His Lys Tyr Leu Thr Arg Asn Gln Ile Gln Pro Ile Ala Glu Arg Glu Gly  
 lacI  
 actggagtgccatgtccggttttcaacaaccatgcaaatgctgaatgagggcatcgttccactgcgatgctgggttgccaacgatcagatggcg  
 tgacctacggtacaggccaaaagtgtttggtagctttacgacttactcccgtagcaaggtgacgctacgaccaacggttgctagtctaccgc  
 Asp Trp Ser Ala Met Ser Gly Phe Gln Gln Thr Met Gln Met Leu Asn Glu Gly Ile Val Pro Thr Ala Met Leu Val Ala Asn Asp Gln Met Ala  
 lacI  
 ctgggcgcaatgcgcgccattaccgagtcgggctgcgctggtgctgggataatctcggtagtgggatacgcgataccgaagacagctcatgtta  
 gaccgcttacgcgctgtaattggctcaggcccgacgcgcaaccacgcctatagagccatcacctatgctgctatggctctgtcaggtacaat  
 Leu Gly Ala Met Arg Ala Ile Thr Glu Ser Gly Leu Arg Val Gly Ala Asp Ile Ser Val Val Gly Tyr Asp Thr Glu Asp Ser Ser Cys Tyr  
 lacI  
 tatcccgccgttaaccaccatcaaacaggattttcgctgctggggcaaacaccagcgtggaccgcttgcgcaactctctcagggccaggcgggtga  
 atagggcggcaattggtgtagttttgctctaaaagcggacgaccggcttggctgcacctggcgaacgacgcttgagagagtcgggtccggccact  
 Ile Pro Pro Leu Thr Thr Ile Lys Gln Asp Phe Arg Leu Leu Gly Gln Thr Ser Val Asp Arg Leu Leu Gln Leu Ser Gln Gly Gln Ala Val  
 lacI  
 agggcaatcagctgttgcccgctcactggtgaaaagaaaaaccacctggcgcaccaatcgcgaaccgcctctccccgcggttgccgattca  
 tcccgtagtcgacaacggcagagtgaccactttcttttgggtgggaccgcggttatgcttggcggagaggggcgcgcaaccggctaagt  
 Lys Gly Asn Gln Leu Leu Pro Val Ser Leu Val Lys Arg Lys Thr Thr Leu Ala Pro Asn Thr Gln Thr Ala Ser Pro Arg Ala Leu Ala Asp Ser  
 lacI  
 ttaatgcagctggcagcagagtttcccgactggaagcgggcagtgagcgcgaacgcaattaatgtaagttagctcactcattaggcaccgggat  
 aattacgctgaccgtgctgtccaaagggtgaccttctgcccgtcactcgcgcttgcggttaattacattcaatcgagtgagtaatccgtggcccta  
 Leu Met Gln Leu Ala Arg Gln Val Ser Arg Leu Glu Ser Gly Gln Ser  
 lacI

PshAI

ctcgaccgatgcccttgagagccttcaaccagtcagctccttccggtgggpcgccccgatgactatcgtcgccgcacttatgactgtcttcttt  
gagctggctacgggaactctcggaagtgggtcagtcgaggaagccaccgcccccgtactgatagcagcggcgtgaatactgacagaagaaa

2090

atcatgcaactcgttaggacaggtgcccgcagcgtctgggtcattttcggcgaggaccgcttccgctggagcgcgacgatgatcgccctgtcgc  
tagtacgttgagcatcctgtccacggccgtcgcgagaccagtaaaagccgctcctggcgaagcgcacctcgcgctgctactagccggacagcga

2185

tgcggtattcggaaatcttgcacgccctcgtcgaagccttcgtcactgggtcccgccaccaaagcgttccgctggagcgcgacgatgatcgccgca  
acgccataagccttagaacgtgcccggagcaggttcggaagcagtgaccagggcgggtggtttgcaaagccgctcttcgctccggtaatagcggccgt

2280

EagI

NruI

tggcggccgacgcgctgggttacgtcttgcctggcgttcgcgacgcgaggctggatggccttccccattatgattcttctcgttccggcggcattc  
accgccggctgctgcgacccgatgcagaacgaccgcaagcgtgctcgcctccgacctaccggaaggggtaataactaagaagagcgaaggccgctgag

2375

BfuAI  
BspMI

gggatgcccgcgttgcagggccatgctgtccaggcaggtagatgacgaccatcaggacagcctcaaggatcgctcgcggctcttaccagcctaac  
ccctacgggcgcaacgtccggtacgacaggctcgtccatctactgctggtagtcccgtctgaagttcctagcagcgcggagaaatggtcggattg

2470

ttcgatcactggaccgctgatcgtcacggcgatttatgcccctcggcgagcacatggaacgggttggcatggattgtaggcgcgccctataacc  
aagctagtaccctggcactagcagtgccgctaaatcaggcggagccgctcgtgtacctgcccaccgtacctaacatccgcccgggatatgg

2565

ttgtctgcctccccggttgcgtcgcgggtgcatggagcgggccacctcgacctgaatggaagcggcggccacctcgttaacggattcaccactc  
aacagacggagggcgcaacgcagcgcacgtacctcggcccgtggagctggacttacctcggcccgctggagcgaatgacctaaagtggtgag

2660

BsmI

caagaattggagccaatcaattcttgcggagaactgtgaatgcccacaaacaccttggcagaacataatccatcgctccgccatctccagcagc  
gttcttaacctcggtagttagaagcgcctcttgacacttacgcgttgggttgggaaccgtcttgtataggtagcgcagggcggtagaggctgctc

2755

MscI\*

FspAI

cgcacgcccgcgatctcgggcagcgttgggtcctggccacgggtgctgatgatcgtgctcctgctgctttaggacccggctaggctggcggggtt  
cgctgcccgcgtagagccgctcgaaccaggaccggtgccacgcgtactagcacgaggacagcaactcctgggcccgatccgaccgccccaac

2850

Bpu10I

ccttactggttagcagaatgaatcaccgatcgcgagcgaacgtgaagcgactgctgctgcaaaacgtctgcgacctgagcaacaacatgaatgg  
ggaatgaccaatcgtcttacttagtggtatgctcgtcgttgcacttcgctgacgacgacgtttgacagcgtggactcgttgttcttacttacc

2945

tcttcgggttccggttctcgttaaagtctggaacgcggaagtcagcgcctgcaccattatggtccggatctgcatcgcaggatgctgctggccta  
agaagccaaaggcacaagaacattcagaccttgcgcttcagctcgcgggacgtggtaatacaaggcctagacgtagcgtcctacgacgaccgat

3040

ccctgtggaacacctacatctgtattaacgaagcgtggcattgaccctgagtgatcttctcgttccgcccgcacatccataccgcccagttgttt  
gggacacctgtggatgtagacataatgcttcgcgaccgtaactgggactcactaaaaagagaccagggcggcgtaggatggcgggtcaacaaa

3135

accctcaaacggtccagtaaccggcattcattcatcagtaaccgctatcgtgagcatcctctctcgtttcatcggtatcattacccccattga  
tgggagtgttgaaggctatggcccgtacaagtagtagtcattgggcatagcactcgttaggagagagcaagtagccatagtaatgggggtact

3230

acagaaatcccccttacacggaggcatcagtgaccaaacaggaaaaaccgcccttaacatggcccgccttatacagaagccagacattaacgctt  
tgtctttaggggaatgtgcctccgtagtcactgggttctccttttggcgggaattgtaccggcgaaatagctctcggctctgtaattgacgaa

3325

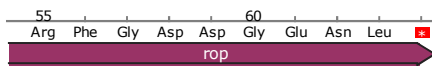
1 Met Thr Lys Gln Glu Lys Thr Ala Leu Asn Met Ala Arg Phe Ile Arg Ser Gln Thr Leu Thr Leu  
rop

ctggagaaactcaacgagctggacgcggatgaacaggcagacatctgtgaatcgcttcacgaccacgctgatgagctttaccgagctgcctcgc  
gacctctttgagttgctcgcacctgcccacttctcgcctctgtagacacttagcgaagtgtgggtgcgactactcgaatggcgtcgcagggagcg

3420

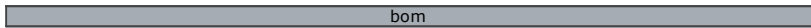
25 Leu Glu Lys Leu Asn Glu Leu Asp Ala Asp Glu Gln Ala Asp Ile Cys Glu Ser Leu His Asp His Ala Asp Glu Leu Tyr Arg Ser Cys Leu Ala  
rop

gcgtttcggtgatgacggtgaaaacctctgacacatgcagctcccggagacggtcacagcttgtctgtaagcggatgccgggagcagacaagccc 3515  
cgcaaagccactactgccacttttggagactgtgtacgtcgagggcctctgccagtgctgaacagacattcgctacggccctcgtctgttcggg



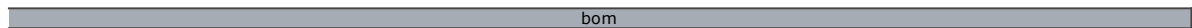
PfI  
Tth111I BsaAI  
AccI BstZ17I

gtcagggcgcgctcagcgggtgttggcgggtgtcggggcgagccatgaccagtcacgtagcgtatagcggagtgtatactggcttaactatgccc 3610  
cagtcccgcgcagtcgcccacaaccgccacagccccgcgtcgtactgggtcagtgcatcgctatcgccacacatatgaccgaattgatagccc



SapI  
BspQI

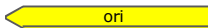
catcagagcagattgtactgagagtgaccatataatgagggtgtgaaataccgcacagatgcgtaaggagaaaataccgcacagcgcctcttccc 3705  
gtagtctcgtctaacaatgactctcacgtggtatatacgccacactttatggcgtgtctacgattcctcttttatggcgtagtcgcgagaaggc



cttctcgcctcactgactcgtcgcctcggctcgttcggctgcggcgagcggatcagctcactcaaaggcggtaatacggttatccacagaatca 3800  
gaaggagcagtgactgagcgcgcgagccagcaagccgacgccgtcgcctatagtcgagtgagttccgccattatgccaataggtgtcttagt

PciI

ggggataacgcaggaagaacaatgtgagcaaaaggccagcaaaaggccaggaaccgtaaaaaggccgcgttggctggcgttttccataggctccc 3895  
ccctattgctcctttctgtacactcgttttccggctcgttttccggctctggcattttccggcgcaacgaccgcaaaaagggtatccgagggc



ccccctgacgagcatcacaanaatcgacgctcaagtcagaggtggcgaaaccgacaggactataaagataaccaggcgtttccccctggaagct 3990  
ggggggactgctcgttagtgttttagctgcgagtcagctcaccacgcttgggctgtcctgatatttctatggtccgcaaaagggggaccttca



ccctcgtgcgctctcctgttccgacctgccgctaccggatacctgtccgcctttctcccttcgggaagcgtggcgcctttctcatagctcacgc 4085  
gggagcacgcgagaggacaaggctgggacggcgaatggcctatggacagggcgaagaggggaagcccttcgcaccgcgaaagagatcgagtgcc

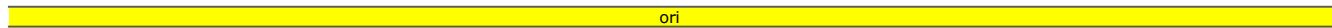


tgtaggtatctcagttcgggtgtaggtcgttcgctccaagctgggctgtgtgcacgaacccccggttcagcccagccgctgcgccttatccggtaa 4180  
acatccatagagtcaagccacatccagcaagcgaggttcgaccgcacacagctgcttggggggcaagtcgggctggcgacgcggaataggccatt

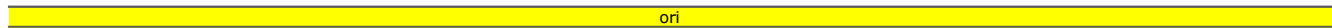


AlwNI

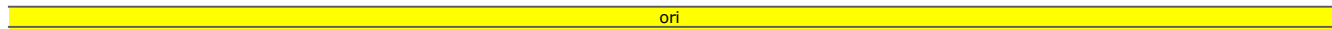
ctatcgtcttgagtcacaaccggtaagacacgacttatcgccactggcagcagccactggtaacaggattagcagagcagggatgttagggcgtg 4275  
gatagcagaactcaggttgggccattctgtgctgaatagcggtgaccgtcgtcggtgaccattgtcctaatcgtctcgtctccatacatccgccac



ctacagagttcttgaagtgggtggcctaactacggctacactagaaggacagatattgggtatctgcgctctgctgaagccagttaccttcggaaaa 4370  
gatgtctcaagaacttcaccaccggattgatgccgatgtgatctcctgtcataaaccatagacgcgagacgacttcgggtcaatggaagcctttt



agagttggtagctcttgaatccggcaaaacaaccaccgctggtagcgggtggtttttgtttgcaagcagcagattacgcgcagaaaaaaggatc 4465  
tctcaaccatcgagaactaggcgtttgtttgggtggcgacctcgcaccaaaaaaacaacgctcgtcgtctaatgcgcgctcttttttccctag

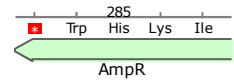


tcaagaagatcctttgatctttctacgggctctgacgctcagtggaacgaaaactcacgtaagggttttgggtcatgagattatcaaaaagga 4560  
agtcttctaggaactagaaaagatgcccagactgcgagtcaccttgcttttgagtgcaattccctaaaaccagctactctaatagtttttctc



tcttcacctagatccttttaaatataaaatgaagttttaaatcaatctaaagtatatatgagtaaacttggctgacagttaccaatgcttaatc  
agaagtggatctaggaaaaatataattttacttcaaaaatttagtttagatttcataatactcatttgaaccagactgtcaatggttacgaattag

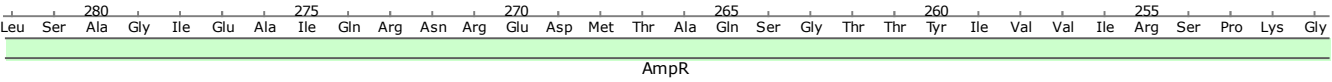
4655



AhdI

agtgaggcacctatctcagcgatctgtctatcttctggttcacatcagttgacctgactccccgtcggttagataaactacgatacgggagggcttacc  
tcactccgtggatagagtcgctagacagataaagcaagtaggtatcaacggactgaggggacacacatctattgatgctatgccctcccgaatgg

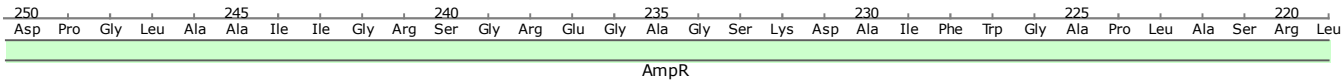
4750



BsaI

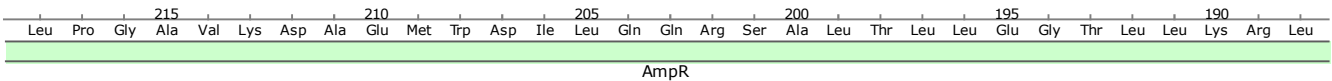
atctggccccagtgctgcaatgataccgagaccacgctcaccggctccagatttatcagcaataaaccagccagccggaagggccgagcgca  
tagaccgggtcaccgacttactatggcgctctgggtgagtgccgaggtctaataagtcgttatttggtcggtcggccttcccggctcgcgt

4845



gaagtggctcgaactttatccgcctccatccagctctattaattgttgccgggaagctagagtaagtagttcgccagttaatagtttggcgaac  
cttcaccaggagctgaaataggcgggtaggtcagataaataacaacggcccttcgatctcattcatcaagcgggtcaattatcaaacgcgttg

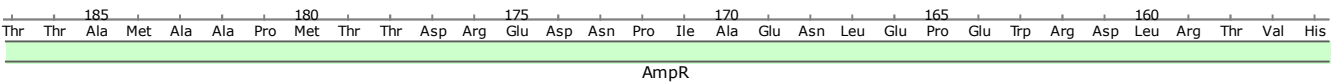
4940



PstI

gttgtgccattgctgcaggcatcgtggtgtcacgctcgtcgtttggatggcttcattcagctccggttcccacgatcaaggcgagttacatg  
caacaacggtaacgacgtccgtagcaccacagtcgagcagcaaacataccgaagtaagtcgaggccaagggttgctagttccgctcaatgtac

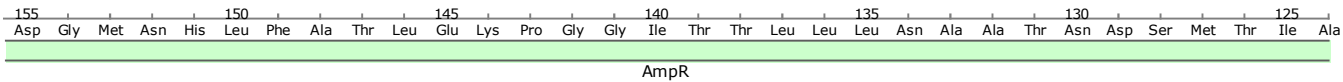
5035



PvuI

atccccatgttgtcaaaaaagcggtagctcctcggctcctcagtcggttgctcagaagtaagttggccgcagtggtatcactcatgggtatgg  
taggggtacaacacggtttttcgcacaatcgaggaagccaggaggctagcaacagcttcatcaaccggcgtcacaatagtgagtaccaatacc


5130



ScaI

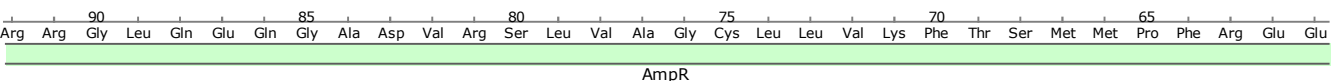
cagcactgcataattctcttactgtcatgccatccgtaagatgcttttctgtgactgggtagtgactcaaccaagtcattctgagaatagtgatg  
gtcgtgacgtattaagagaatgacagtagcgttaggcattctacgaaaagacactgaccactcatgagttggttcagtaagactcttatcacatac

5225



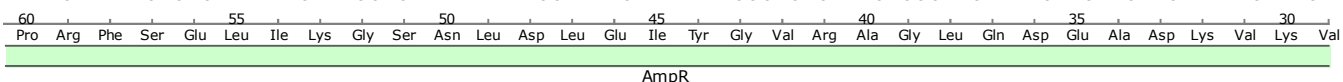
cgggcaccgagttgctcttggccggcgtcaacacgggataataaccgcccacatagcagaactttaaaagtgtcatcattggaaaaagcttcttc  
gccgctggctcaacgagaacgggcccagttgtgcccattatggcgggtgatcgtctgaaattttcacgagtagtaaccttttgaagaag

5320



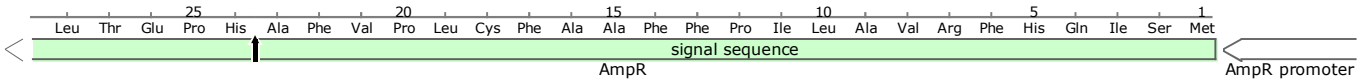
ggggcgaaaaactctcaaggatcttaccgctgttgagatccagttcgatgtaaccactcgtgcaccaactgatctcagcatcttttactttca  
ccccgcttttgagagttcctagaatggcgacaactctaggtcaagctacattgggtgagcagctgggttgactagaagtcgtagaaaatgaaagt

5415



ccagcgtttctgggtgagcaaaaacaggaaggcaaaatgccgcaaaaaagggaataagggcgacacggaaatggtgaatactcatactcttcctt  
 ggtcgcaaagaccactcgtttttgtccttcggttttacggcggtttttcccttattcccgcctgctgcctttacaactatgagtatgagaaggaa

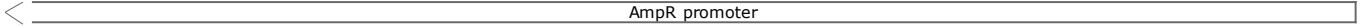
5510



**SspI**

tttcaatattatgaagcatttatcaggggtattgtctcatgagcggatacatatttgaatgtatttagaaaaataaacaataggggttcgcg  
 aaagttataataacttcgtaaatagtcccaataacagagtactcgcctatgtataaacttacataaatctttttatttggttatccccaaggcgc

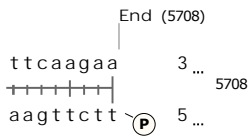
5605



**ZraI AatII**



























cacatttcccgaaaagtgccacctgacgtctaagaaaccattattatcatgacattaacctataaaaaatagggcgtatcacgaggccctttcgtc  
 gtgtaaaggggcttttcacggtggaactgcagattctttggtaataatagtagtactgtaattggataattttatccgcatagtgctccgggaaagcag

5700



Enzymes	Sites	
<b>AatII</b>	1	5635
<b>AccI</b>	1	3590
<b>AhdI</b>	1	4713
<b>AlwNI</b>	1	4236
<b>ApaI</b>	1	1427
<b>ApoI</b>	1	1491
<b>BamHI</b>	1	319
<b>BclI</b>	1*	1230*
<b>BfuAI</b>	1	2399
<b>BglII</b>	1	494
<b>BlpI</b>	1	267
<b>Bpu10I</b>	1	2926
<b>BsaI</b>	1	4774
<b>BsaAI</b>	1	3572
<b>BsmI</b>	1	2704
<b>BspDI</b>	1	24
<b>BspMI</b>	1	2399
<b>BspQI</b>	1	3704
<b>BssHII</b>	1	1627
<b>BstEII</b>	1	1397
<b>BstZ17I</b>	1	3591
<b>ClaI</b>	1	24
<b>EagI</b>	1	2284
<b>EcoNI</b>	1	751
<b>FspAI</b>	1	2801
<b>HindIII</b>	1	29
<b>HpaI</b>	1	1722
<b>MluI</b>	1	1216
<b>MscI</b>	1*	2791*
<b>NcoI</b>	1	389
<b>NdeI</b>	1	331
<b>NruI</b>	1	2319
<b>PaeR7I</b>	1	324
<b>PciI</b>	1	3820
<b>PflFI</b>	1	3565
<b>PshAI</b>	1	2061
<b>PspOMI</b>	1	1423
<b>PspXI</b>	1	324
<b>PstI</b>	1	4958
<b>PvuI</b>	1	5083
<b>SapI</b>	1	3704
<b>ScaI</b>	1	5193
<b>SgrAI</b>	1	535
<b>SphI</b>	1	691
<b>SspI</b>	1	5517
<b>TliI</b>	1	324
<b>Tth111I</b>	1	3565
<b>XbaI</b>	1	428
<b>XhoI</b>	1	324
<b>ZraI</b>	1	5633



Feature	Location	Size (bp)			Type
✓ <b>tet promoter</b> ▶ 3 segments  /note = E. coli promoter for tetracycline efflux protein gene	10 .. 38	29			promoter
✓ <b>T7 terminator</b>  /note = transcription terminator for bacteriophage T7 RNA polymerase	213 .. 260	48			terminator
✓ <b>thrombin site</b>  /product = thrombin recognition and cleavage site  /translation = LVPRGS  6 amino acids = 627.8 Da	336 .. 353	18			CDS
✓ <b>6xHis</b>  /product = 6xHis affinity tag  /translation = HHHHHH  6 amino acids = 840.9 Da	363 .. 380	18			CDS
✓ <b>lac operator</b>  /bound_moiety = lac repressor encoded by lacI  /note = The lac repressor binds to the lac operator to inhibit transcription in E. coli. This inhibition can be relieved by adding lactose or isopropyl-β-D-thiogalactopyranoside (IPTG).	436 .. 460	25			protein_bind
✓ <b>T7 promoter</b>  /note = promoter for bacteriophage T7 RNA polymerase	461 .. 479	19			promoter
✓ <b>lacI promoter</b>  /gene = lacI	788 .. 865	78			promoter
✓ <b>lacI</b>  /gene = lacI  /product = lac repressor  /note = The lac repressor binds to the lac operator to inhibit transcription in E. coli. This inhibition can be relieved by adding lactose or isopropyl-β-D-thiogalactopyranoside (IPTG).  /translation = VKPVTLYDVAEYAGVSYQTVSRVWNQASHVSAKTRKVEAAMAELNYPNVAQQLAGKQSLIGVATSSLALHAPSQIVAAIKSRADQLGASVWVSMVERSGVEACKAAVHNLLAQRVSGLIINYPLDDQDAIAVEAACTNVPALFLDVSQDTPINSIIFSHEDGTRLGVEHLVALGHQIALLAGLSSV/SARLRLAGWHKYLTRNQIQPIAEREGDWSAMSGFQQTMLNLEGIVPTAMLVANDQMALGAMRAITESGLRVGADISVVGDDTEDSSCYPPLTTIKQDFRLLGQTSVDRLLQLSQGQAVKGNQLLPVSLVKRKTTLAPNTQTASPRALADSLMQLARQVSRLESGQ*	866 .. 1948	1083			CDS
✓ <b>rop</b>  /gene = rop  /product = Rop protein, which maintains plasmids at low copy number  /translation = VTKQEKTALNMARFIRSQTLTLLLEKLNELDADEQADICESLHDHADELYRSCLARFGDDGENL*	3260 .. 3451	192			CDS
✓ <b>bom</b>  /note = basis of mobility region from pBR322	3553 .. 3695	143			misc_feature
✓ <b>ori</b>  /direction = LEFT  /note = high-copy-number ColE1/pMB1/pBR322/pUC origin of replication	3881 .. 4469	589			rep_origin
✓ <b>AmpR</b> ▶ 2 segments  /gene = bla  /product = β-lactamase  /note = confers resistance to ampicillin, carbenicillin, and related antibiotics  /translation = MSIQHFRVALIPFFAAFLPVFA,HPETLVKVKDAEDQLGARVGYIELDLNSGKILESFRPEERFPMSTFKVLLCGAVLSRVDAGQEQLGRRIHYSQNDLVEYSPVTEKHLTDGMTVRELCSAAITMSDNTAANLLLTIGGPKELTAF LHNMGD HVTR LDR WEPELNEAIPNDERDTTTPAAMATTLRKLLTGELTLASRQQIDWMEADK VAGP LLRSALPAGWFIADKSGAGERGSRGIIAALGPDGKPSRIWVIYTTGSQATMDERNRQIAEIGASLIKHW*	4640 .. 5500	861			CDS
					286 amino acids = 31.5 kDa

Feature	Location	Size (bp)			Type
✓ <b>AmpR promoter</b>	5501 .. 5605	105			promoter
/gene	= bla				

**Description:**

**Created:** 2014/05/10

**Last Modified:** 2014/05/10

**Accession Number:**

**Code Number:**

**Sequence Author:**

**DNA Type:** Natural DNA

**Source Organism:**

**Sequence Class:** UNA

**Comments:**

**References:**